

2019-2020 NJDOE Annual Performance Reports

Indian Hills High School

Ramapo High School

Ramapo Indian Hills Regional High School District

NJ Annual Performance Reports


What are they?

- ESSA Federal Accountability Req
- Equity / Achievement Gaps
- Student Subgroups
- Big Picture of District and Schools
- Detailed Reports
- One-page Summary Reports



Annual Performance Reports

Detailed Reports












- Overview and Resources
- Demographic Information
- Academic Achievement
- College and Career Readiness
- Graduation and Post-Secondary
- School Climate and Environment
- Staff Information
- Per-Pupil Expenditures
- School Accountability
- Narrative

Annual Performance Reports

Changes for 2019-2020 Detailed Reports

Overview & Resources ▾	Demographics ▾	Academic Achievement ▾	College and Career Readiness ▾	Graduation/Postsecondary ▾	Climate and Environment ▾	Staff ▾	Per-Pupil Expenditures ▾	Accountability ▾	Narrative ▾
------------------------	----------------	------------------------	--------------------------------	----------------------------	---------------------------	---------	--------------------------	------------------	-------------

Impact of COVID-19 and Data Availability

- Overview and Resources 
- Demographic Information 
- Academic Achievement 
- College and Career Readiness  !
- Graduation and Post-Secondary !
- School Climate and Environment ! 
- Staff Information 
- Per-Pupil Expenditures 
- School Accountability ! 
- Narrative 

Annual Performance Reports

Detailed Reports

Overview &
Resources ▾

Demographics ▾

Academic
Achievement ▾

College and Career
Readiness ▾

Graduation/
Postsecondary ▾

Climate and
Environment ▾

Staff ▾

Per-Pupil
Expenditures ▾

Accountability ▾

Narrative ▾



Annual Performance Reports

One-page Summary Reports



County: Bergen
District: Ramapo Indian Hills Regional High School District
97 Yawpo Ave
Oakland, NJ 07436-2740

Indian Hills High School (03-4300-030)

Principal: Dr. Gregory Vacca
[School Website](#)
201-337-0100



County: Bergen
District: Ramapo Indian Hills Regional High School District
331 George Street
Franklin Lakes, NJ 07417

Ramapo High School (03-4300-050)

Principal: Mr. Travis Smith
[School Website](#)
201-891-1500



956
Total Students



09-12
Grades Offered



2.8%
Economically
Disadvantaged



19.0%
Students with Disabilities



0.8%
English Learners



9:1
Student to Teacher Ratio



8.6 years
Avg Teacher Experience



1,270
Total Students



09-12
Grades Offered



0.9%
Economically
Disadvantaged



15.1%
Students with Disabilities



0.1%
English Learners



10:1
Student to Teacher Ratio



8.6 years
Avg Teacher Experience

Demographic Overview

School Highlights

Are students graduating?

Are students college and career ready?

Annual Performance Reports

District Level Detailed and Summary Reports



Ramapo Indian Hills Regional High School District (03-4300)

County: Bergen

District: Ramapo Indian Hills Regional High School District

131 Yawpo Avenue
Oakland, NJ 07436

Superintendent: Mr. Anthony Riscica

[District Website](#)

201-416-8100



2,226
Total Students



09-12
Grades Offered



1.8%
Economically
Disadvantaged



16.8%
Students with Disabilities



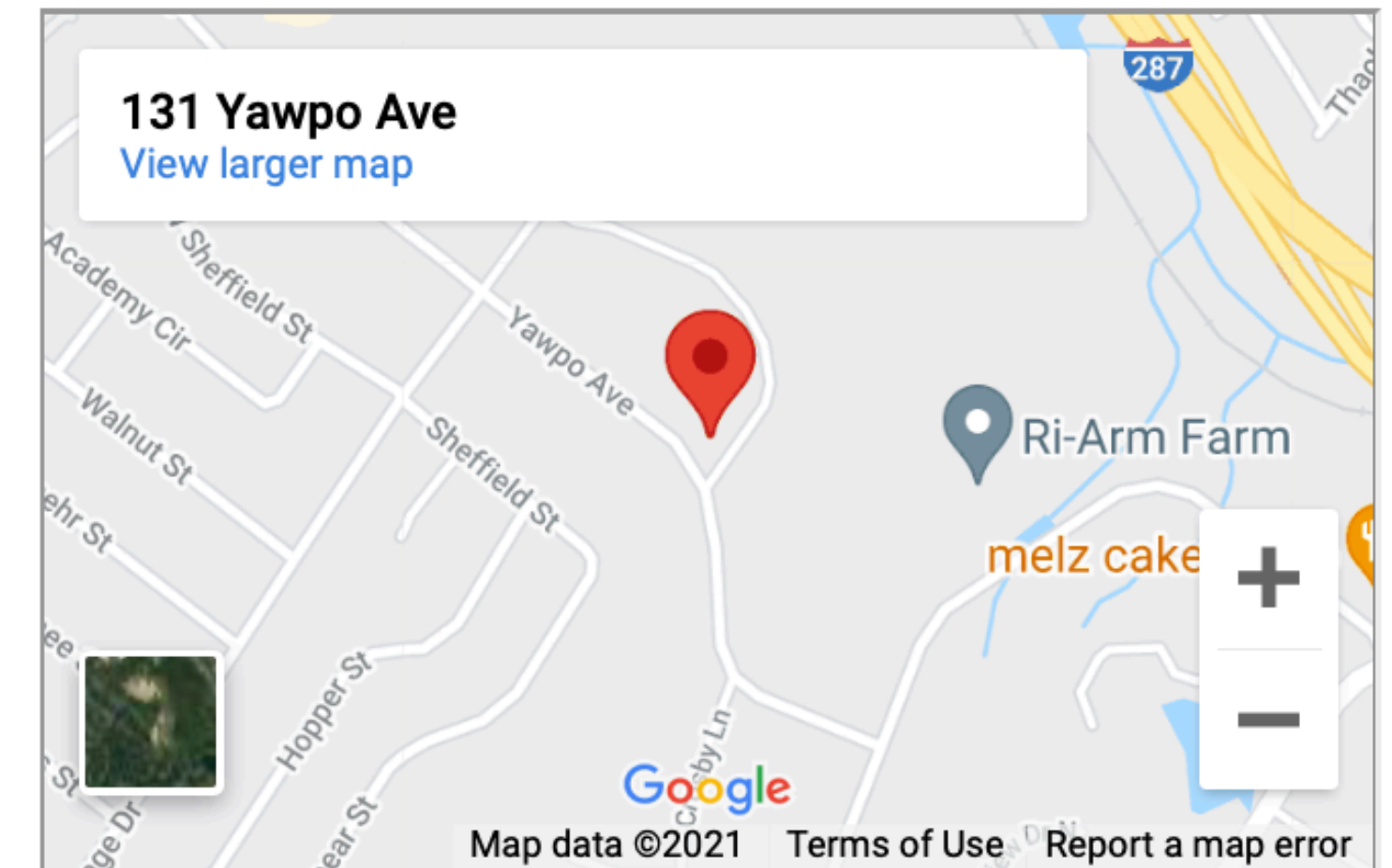
0.4%
English Learners



10:1
Student to Teacher Ratio



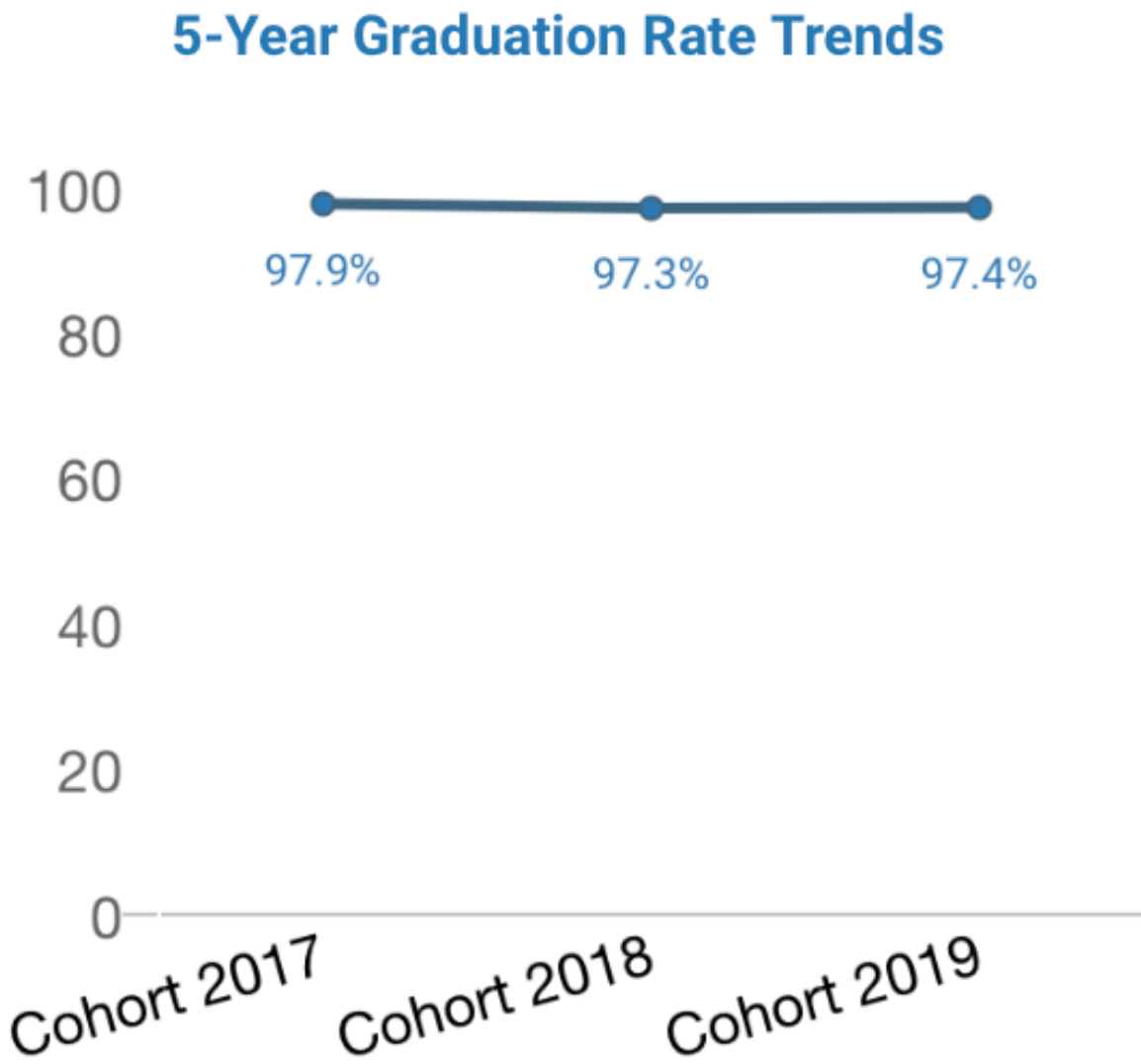
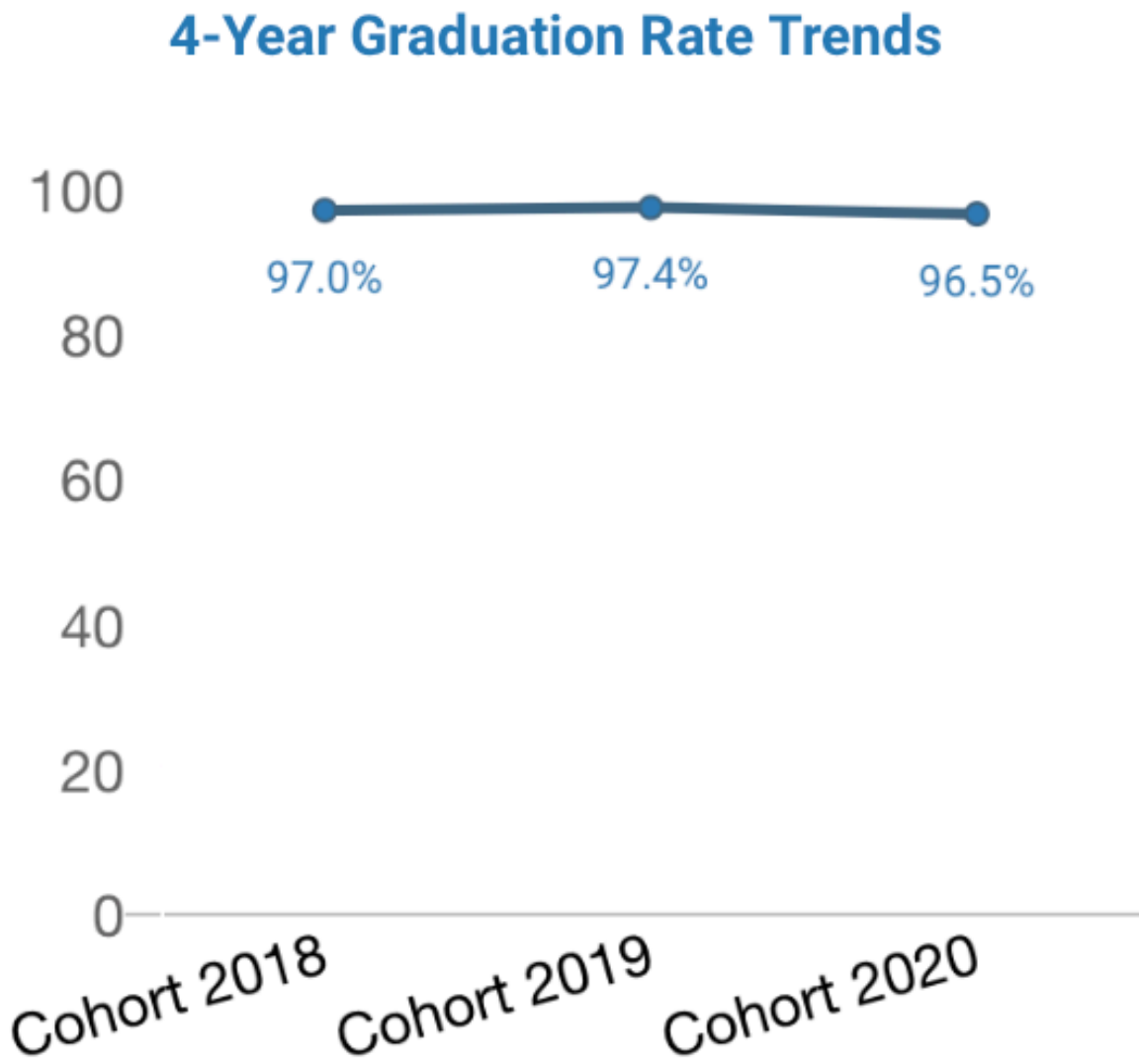
8.7 years
Avg Teacher Experience



These graphs show the 4-year and 5-year adjusted cohort graduation rates for the most recent three cohorts of students. The table below shows whether annual targets were met for each cohort. For accountability and annual targets, graduation data from the prior year is used, so annual target status for the most recent cohorts are not provided.

Annual
Performance
Reports

District Level Data
Graduation Information



Performance Measure	Cohort 2018 4-Year Rate	Cohort 2019 4-Year Rate	Cohort 2020 4-Year Rate	Cohort 2017 5-Year Rate	Cohort 2018 5-Year Rate	Cohort 2019 5-Year Rate
Graduation Rate	97.0%	97.4%	96.5%	97.9%	97.3%	97.4%
Annual Target	N			N		
Met Annual Target?	Met Goal			Met Goal		
Statewide Graduation Rate	90.9%	90.6%	91.0%	92.4%	92.5%	92.2%

Annual Performance Reports

District Level Graduation Information

Postsecondary Enrollment Rates: Fall



This table shows information about Class of 2020 high school graduates enrolled in postsecondary institutions by the fall of 2020. The first column shows the percentage of graduates enrolled in any postsecondary institution, and the next two columns show the percentage of those enrolled students who were enrolled in 2-year and 4-year institutions.

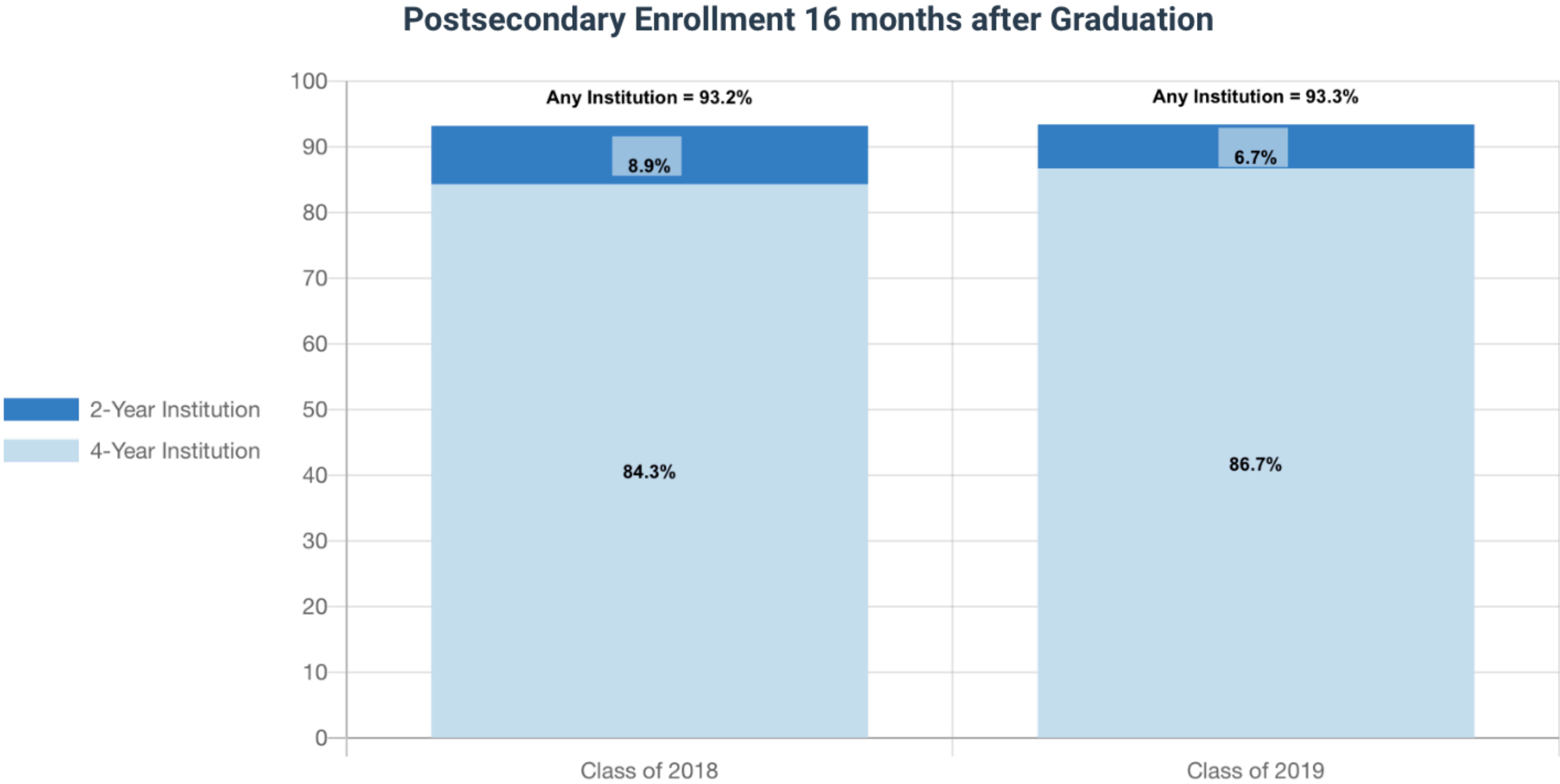
Student Group	% Enrolled in Any Institution	% of Enrolled in 2-Year Institution	% of Enrolled in 4-Year Institution
Statewide	67.3%	27.9%	72.1%
Districtwide	87.9%	9.9%	90.1%
White	87.7%	9.8%	90.3%
Hispanic	73.1%	26.3%	73.7%
Black or African American	*	*	*
Asian, Native Hawaiian, or Pacific Islander	96.2%	0.0%	100.0%
American Indian or Alaska Native	N	N	N
Two or More Races	*	*	*
Economically Disadvantaged Students	*	*	*
Students with Disabilities	74.7%	29.0%	71.0%
English Learners	N	N	N



The graph and table below show the percentage of graduates that have enrolled in 2-year and 4-year institutions within 16 months of graduating for from high school for the last two years.

Annual
Performance
Reports

District Level Data
Graduation Information



Performance Measure	Class of 2018	Class of 2019
% Enrolled in 2-Year Institution	8.9%	6.7%
% Enrolled in 4-Year Institution	84.3%	86.7%
% Enrolled in Any Postsecondary Institution	93.2%	93.3%

Annual Performance Reports

District Level Data - Graduation Information

Graduation Pathways



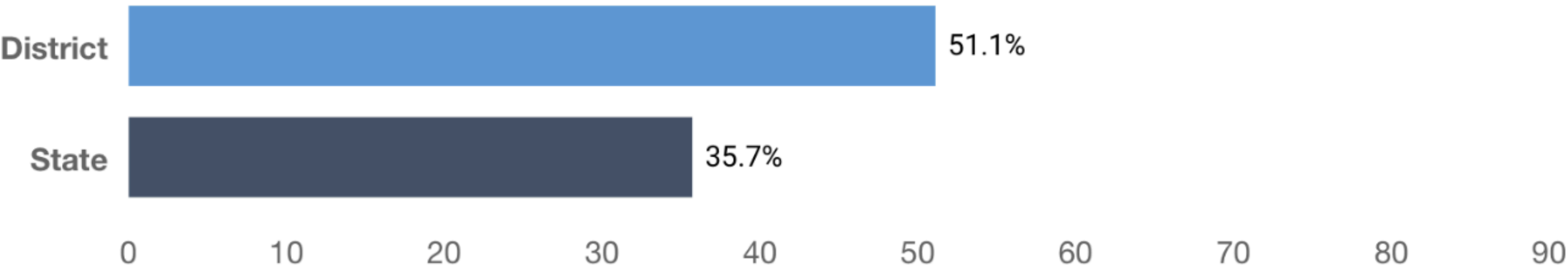
This table shows the percentage of Cohort 2020 graduates who met the [high school graduation assessment requirements](#) through each type of graduation pathway for both English Language Arts (ELA) and Math.

Important note for 2019-20: Governor Phil Murphy signed Executive Order 117 on April 7, 2020, which waived the graduation assessment requirement for any 12th grade student who was expected to graduate in the class of 2020 but, as of March 18, 2020, had not yet met the graduation assessment requirement. As a result, the pathway option of "Requirements waived under Executive Order 117" has been added to this table for 2019-20 to count these students.

Graduation Pathway	ELA Graduation Pathway	Math Graduation Pathway
Statewide Assessment	78.4%	77.1%
Substitute Competency Test	17.6%	17.6%
Portfolio Appeals Process	0.0%	0.0%
Alternate Requirements specified in IEP	3.4%	4.2%
Requirements waived under Executive Order 117	0.6%	1.1%
Unknown	0.0%	0.0%

Are students college and career ready? ⓘ


AP/IB Courses:
Percentage of 11th and 12th graders enrolled in one more Advanced Placement (AP) or International Baccalaureate course (IB)



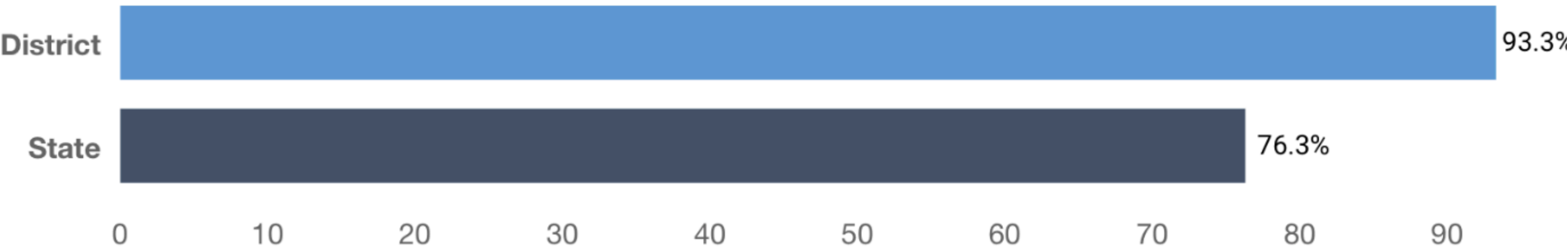
Dual Enrollment:
Percentage of 11th and 12th graders enrolled in one more dual enrollment course, which is a course that allows high school students to enroll in college courses for credit prior to graduation



Industry-Valued Credentials:
Percentage of 9th-12th graders who earned one or more industry-valued credential during the school year



College Enrollment:
Percentage of 2019 graduates enrolled in a college or university by the fall of 2020



Annual
Performance
Reports

District Level Data



This chart shows the percentage of 11th and 12th graders who enrolled in one or more AP or IB courses, who took one or more AP or IB exams, and who had one or more exams with an AP score of 3 or higher or IB score of 4 or higher.

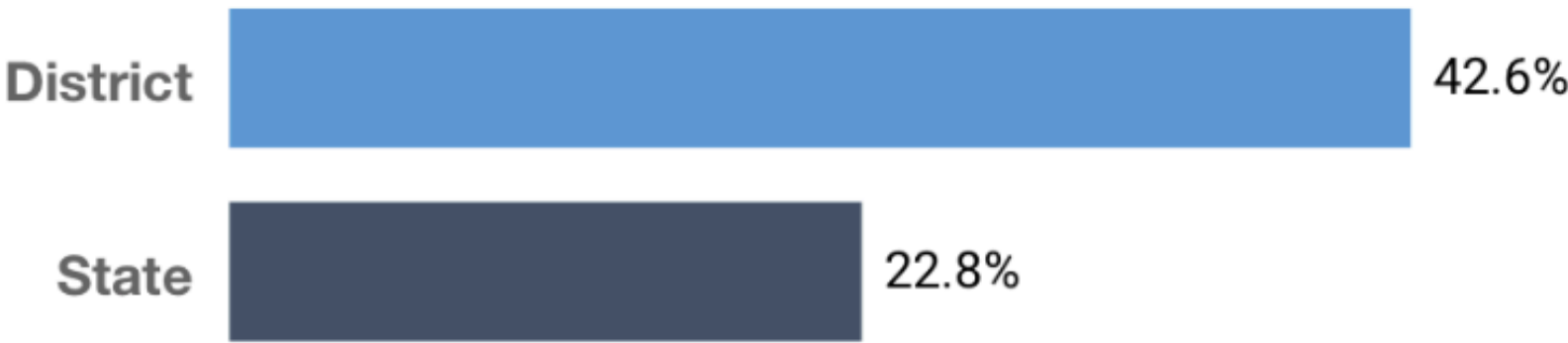
Students enrolled in one or more AP or IB course



Students taking one or more AP or IB exam



Students with one or more exams with a score of at least 3 on AP exams or 4 on IB exam



Annual Performance Reports

District Level Data

Annual Performance Reports

District Level Data - Visual and Performing Arts

Grades 9-12:

Students enrolled in one or more **visual and performing arts** classes

District

State

Drama

District

2.9%

State

3.8%

Music

District

12.4%

State

17.4%

Dance

District

0.4%

State

2.5%

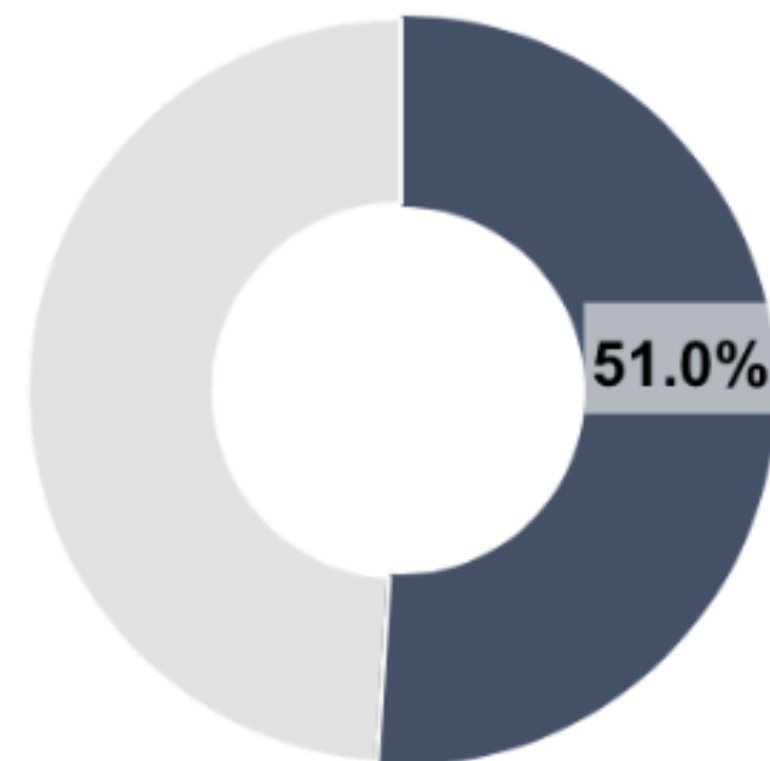
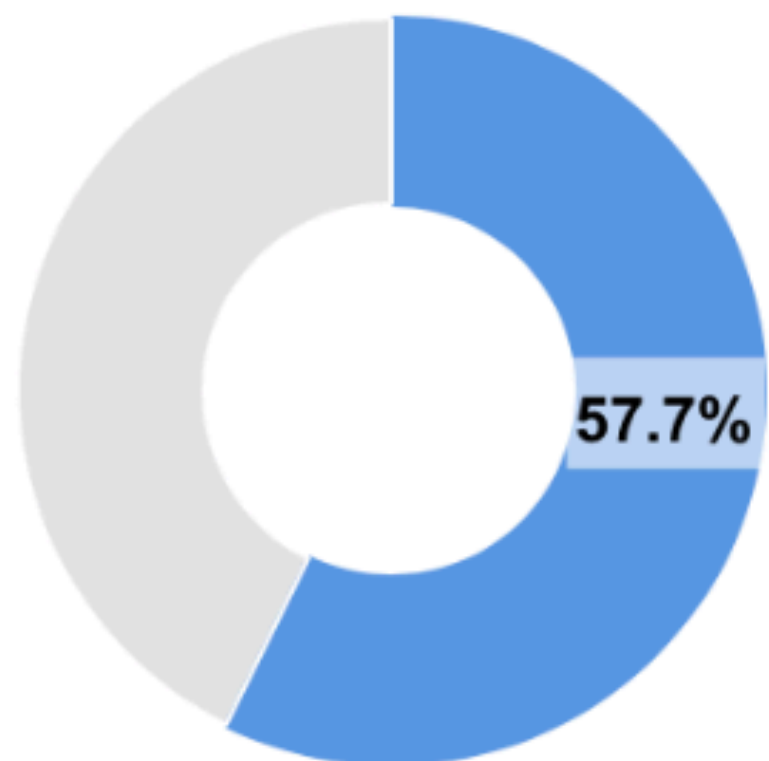
Visual Arts

District

45.6%

State

33.1%



Annual Performance Reports

District Level Data - Seal of Biliteracy

Seal of Biliteracy




This table shows the number of Seals of Biliteracy earned by language. The New Jersey Department of Education State Seal of Biliteracy identifies graduating high school students who are able to demonstrate proficiency in English in addition to one or more languages. Students may be counted more than once if they earned Seals across more than one language. Visit the [NJDOE Seal of Biliteracy website](#) for more information.

Important Note for 2019-20: Governor Phil Murphy signed [Executive Order 117](#) on April 7, 2020, which waived the graduation assessment requirement for any 12th grade student who was expected to graduate in the class of 2020 but, as of March 18, 2020, had not yet met the graduation assessment requirement. As a result, the Seal of Biliteracy requirement to demonstrate English language proficiency by meeting the graduation assessment requirements was also waived for any students who had not yet met the requirement by March 18, 2020.

Language	Students Earning a Seal of Biliteracy
French	*
Italian	*
Polish	*
Russian	*
Spanish	20
Total	32

Performance Reports Information

Where can I find the reports?



RAMAPO INDIAN HILLS
Regional High School District

RAMAPO H.S. | INDIAN HILLS H.S. |

ABOUT RIH | BOARD OF ED | ADMINISTRATION | ACADEMICS

OUR DISTRICT

RIH District

Mission Statement

Employment Opportunities

OUR SCHOOLS

Ramapo High School

Indian Hills High School

Sending Districts - FLOW Schools

Ramapo Indian Hills News

RIH Twitter Feeds

Annual Performance Reports


OUR SERV

Harassme

(HIB) Infor

State Man

School Sa



RAMAPO HIGH SCHOOL
331 George St. - Franklin Lakes, NJ

ABOUT RAMAPO | ACADEMICS

ABOUT RHS

Principal's Corner

Administration


Directions / Contact Info

Student Handbook

Student Calendar

Absence Procedures

Annual Performance Report



INDIAN HILLS HIGH SCHOOL
97 Yawpo Ave. - Oakland, NJ

ABOUT INDIAN HILLS | ACADEMICS

ABOUT IHHS

Principal's Corner

Administration

Directions / Contact Info

Student Handbook

Student Calendar

Absence Procedures

Annual Performance Report

Performance Reports Information

Additional Information

Additional Resources are available at www.njschooldata.org

Performance Report FAQ:

<https://rc.doe.state.nj.us/Documents/1920/FAQs.pdf>

District Website for Updates: www.rih.org > Academics

New Jersey DOE: <https://www.nj.gov/education/>

NJDOE School Performance Report Survey:

<https://www.surveymonkey.com/r/2019-20SPR>

2019-2020 NJDOE Annual Performance Reports

Indian Hills High School

Ramapo High School

May 10, 2021 Board of Education Meeting

Daniel W. Sutherland

Director of Curriculum, Instruction, and Articulation

Ramapo Indian Hills Regional High School District